

Worksheet 1: My classroom things**Using the worksheet**

- This drawing activity practises vocabulary for things in the classroom *pencil, chair, bag, rubber, book, desk*.
- Students match the pictures of the classroom objects to the dotted outline pictures of the same objects. They then trace round the dotted outline pictures and add any other details to make the pairs of pictures match completely.
- They can then work in pairs. One student says the name of an object and their partner points to the object in the pictures.

KEY: 2c, 3d, 4f, 5a, 6b

Optional follow-up activity: Students find and point to the different items in the classroom. Using the smaller items, e.g. *pen, rubber*, or using flashcards, you can also play a guessing game. Hide an object or flashcard behind your back and ask students to guess what it is, by calling out, e.g. *pen*. Those students who guess correctly can then have a turn at hiding an object.

Worksheet 2: Stand up. Sit down.**Using the worksheet**

- This colouring activity practises classroom instructions *Sit down, Stand up, Open (your book), Close (your book), Pick up (a rubber / a pencil), Put (your bag / your book on the desk)*.
- Students find matching pairs and colour their T-shirts in their unique colours, as in the example. They say the action in the picture each time. Students can either do this individually or in pairs. If working in pairs, one student says an instruction, e.g. *Pick up a rubber* and their partner has to listen and find the two pictures and colour them.

KEY: b and p Open your book. c and i Close your book. d and m Pick up a pencil. e and o Put your book on the desk. g and j Sit down. h and k Put your bag on the desk. l and n Pick up a rubber.

Optional follow-up activity: These pictures can also be cut up and made into a set of cards. Students can combine their sets of cards to play a game of *Snap!* (see page 4), in pairs or small groups.

Worksheet 3: Numbers 1 to 6**Using the worksheet**

- This counting activity practises numbers 1 to 6 and revises classroom objects *pencil, bag, chair, desk, rubber, book*.

- Students look at the example. A second chair has been drawn to match the number on the domino. Student's look at each domino and say the number. They then count the objects and draw additional objects as necessary to make the pictures match the number.
- They can then play a counting game in pairs. Students take turns to hold up a number of fingers for their partner to point to the correct domino and say what they see, e.g. *four books*.

Optional follow-up activity: Play a game of *Guess the number* with the class. Trace a number in the air with your finger. Students look and hold up the correct number of fingers. Choose one student to say the number. Students can also play this game in pairs, by tracing a number on their partner's back for them to guess.

Worksheet 4: Actions at school**Using the worksheet**

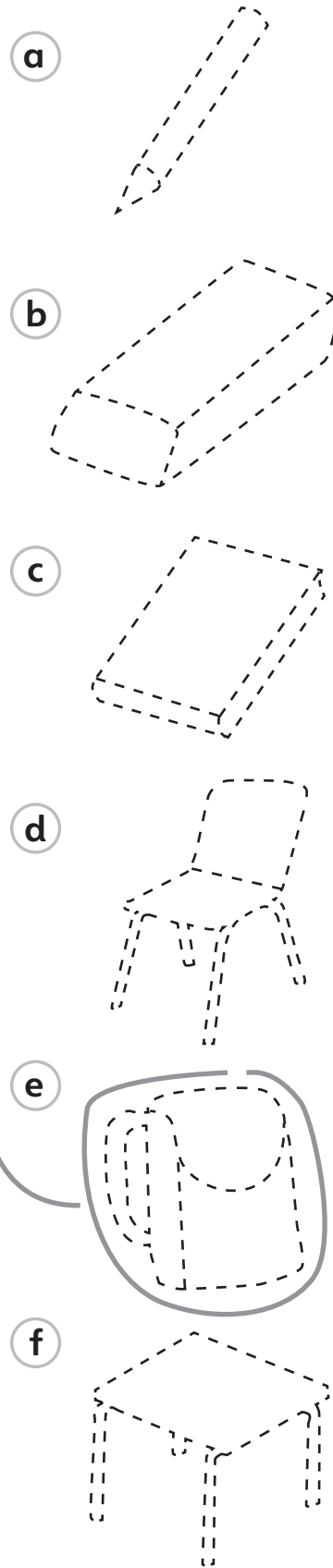
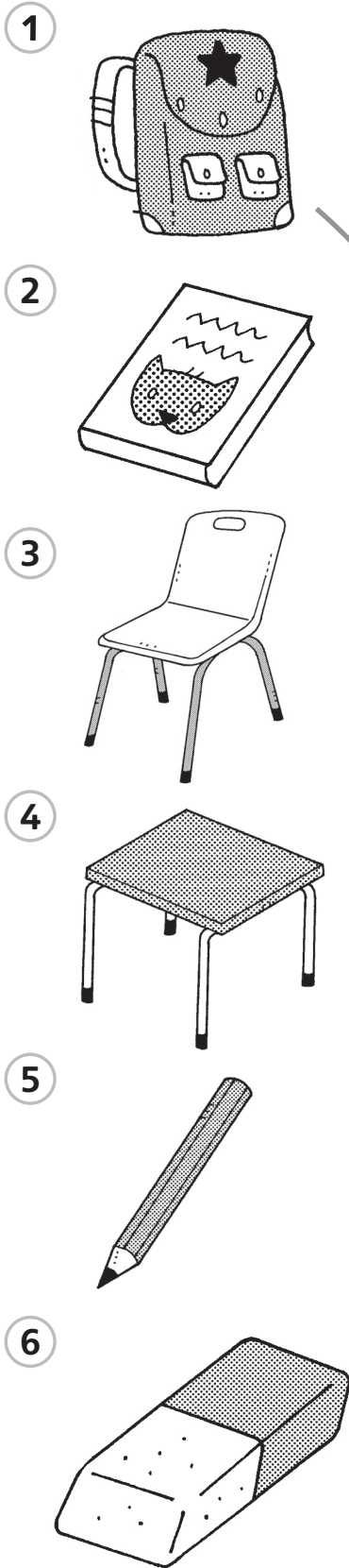
- This board game revises classroom action verbs *read, write, sing, count, draw, sit down, stand up, open/close (your book), pick up (a pencil)*.
- Students play the game in pairs or small groups. They will need counters, dice or spinners (see page 5) and a different colour pen each.
- Students put their counters on the board next to the Start arrow. They take it in turns to throw the dice or spin the spinner and move around the board. When they land on an action, they must give the command for their partner to act out. If they say it correctly, they can put a coloured mark next to it on the board. Students continue travelling round the board until one of them has marked all the actions in their colour. Alternatively, set a time limit. The student who has marked the most actions at the end of this time limit is the winner.

Optional follow-up activity: Play a game of *Simon says!* using the actions from the worksheet (see page 4).

1

Worksheet 1: My classroom things

Match and draw.



Vocabulary: pencil, chair, bag, rubber, book, desk

1

Worksheet 2: Stand up. Sit down.

Find, match and colour.

a  b  c  d 

e  f  g  h 

i  j  k  l 

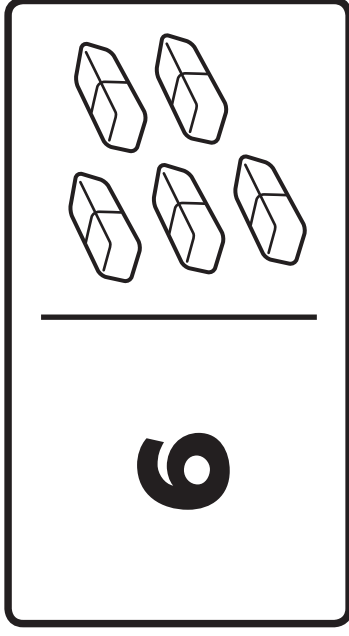



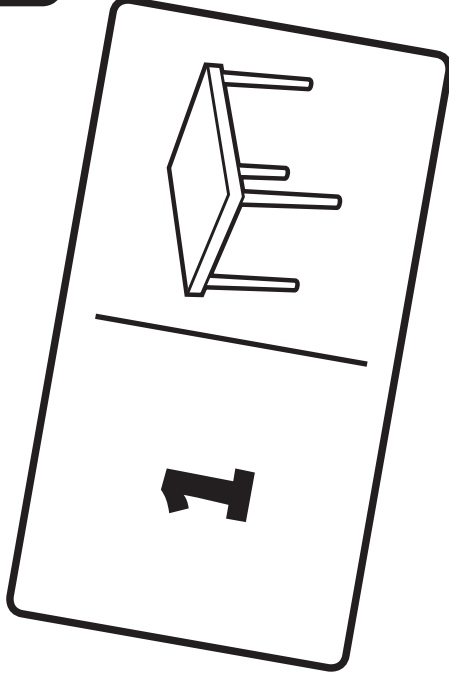

m  n  o  p 

Grammar 1: Stand up. Sit down. Open ... Close ... Pick up ... Put ...

1

Worksheet 3: Numbers 1 to 6



Look and say. Then count and draw.



1

Worksheet 4: Actions at school

Play the game. Say and do!



Actions at school