

1

Old toys, new toys

Lesson 1

What can you see?

1 ^{1.01} Listen and explore.

4



5



6



7



1



Tell me!

2



^{1.02} Listen, point and say.

3

Stick and say.

4



Watch and listen.

2

3

Lesson 2

1





Sing and act.



2



Listen and circle.



What's this?
It's a car.

I can shine!


3



Ask and answer about toys.




8



Lesson 3

1 Which toys can you see in the story? Point and say *yes* or *no*.



2  1.07  Listen or watch.



Towers





Let's imagine!



I can shine!

3 Circle Dexter's favourite toy.



4 Act out.



Lesson 4

1



Listen and find.

2



Listen, point and say.



3



Listen and say.



Chant

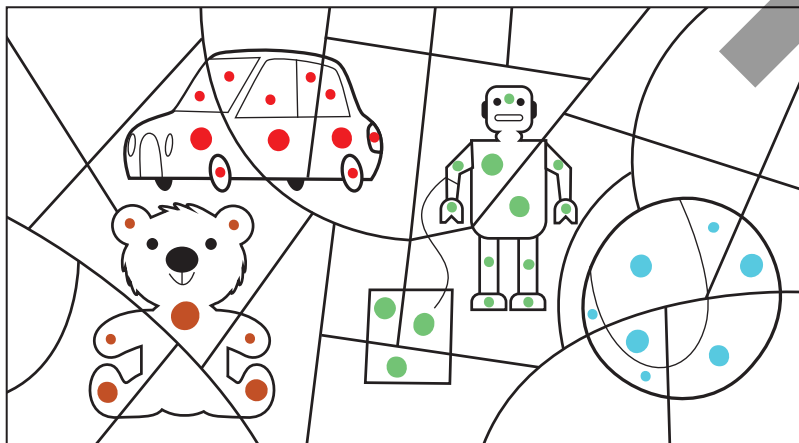


It's new.
It's blue.
It's old.
It's small.

4



Find and colour. Then say.




14

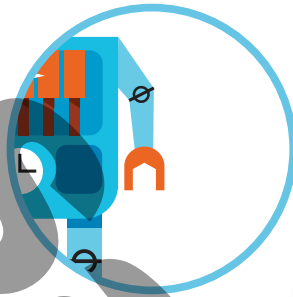
Vocabulary and structures Adjectives; *It's a (train). It's (old).*

Lesson 5

1  Listen and point.



2  Look and play.



3  Listen and say.

My sounds

t

d



I can shine!

4  Cut out and guess the toys.





Lesson 6

1 1.15 Listen, look and find.


2 1.16 Listen, point and say.



3 Circle old toys in blue. Circle new toys in green.



Think and share!




4 Watch and listen.

Lesson 7

Playing with friends

1 Look and match. Find.



2  Listen and circle.



I can shine! 

3  Choose a toy. Let's play!





Let's have a class toy swap!


Step 1

Review

- 1 **1.17a** Listen and circle.




- 2  Choose a toy. Draw and colour.




- 3 Describe the toy.

- 4 Think! Choose a toy for the box. Circle.






Step 2

Create


- 5  Draw your toy for the class toy swap.



- 6  Add your toy to a class toy swap poster.
- 7  Describe your toy.
- 8  Talk with your friend. Guess your friend's toy.



Time to shine!

- 9  Share your toy with the class.

