

# 2

## All kinds of families

### Lesson 1

★ What can you see?

1 <sup>2.01</sup> Listen and explore.

1 uncle

2 auntie

3 mum

6 sister

**Tell me!**

Is your family big or small?

2



<sup>2.02</sup> Listen, point and say.

3

Stick and say.

4



Watch and listen.



4 granny

5 granddad

7 brother

8 dad

## Lesson 2

1



2.03

Sing and act.



2



2.05

Listen and number.



Who's this?  
This is my dad.



I can shine!

3



Ask and answer for Dexter.

Who's this?

This is my  
sister.

I can ask about family.



## Lesson 3

1 Who's in the story? Tick (✓).



2   Listen or watch.






**Let's imagine!**

Draw a family  
for Kiki.



**I can shine!** ✨ ✨

**3** Tick (✓) Elena's family.



**4** Act out.

**I can understand a story  
about different families.**



## Lesson 4

1  2.08 Listen and find.

2  2.09 Listen and match. Say.

fish

cat



bird

dog

3  2.10 Listen and say.




**Chant**

*I've got a doll. I've got a train.  
I've got a tablet, too.  
I've got a brother. I've got a fish.  
I've got a friend. And you?*

I've got  
a bird.



4 Follow and find. Say.



## Lesson 5

1  2.11 Listen and tick (✓).

1



2  Look and play.

I've got two brothers and a cat.

1!


Yes!

2



3  2.12 Listen and say.

## My sounds



Granny and grandad have got a colourful cat.

I can shine! 

4 Cut out and say.

I've got a sister.

I've got a mum and a dog.

I can describe my family and pets.





## Lesson 6

1 2.15 Listen, look and find.



2 2.16 Listen, point and say.



3 Who do you do these things with? Look, think and tick (✓).

	eat	go to school	play
cousin 			
neighbour 			
friend 			
pet 			



4 Watch and listen.

Lesson 7

Thanking people

1 Who's the card for? Read and tick (✓).  
2.17 Then listen and check.



2 Read and complete.

best friend dad  
grandad granny mum

For my  
.....  
  
From  
.....

**I can shine!** ✨ ✨ ✨

3 Let's thank someone!

*This is for you.*

*Thank you!*

**I can thank people.**



# Let's make a family circle!

## Step 1

### Review

1 Read and number. Then trace.



- 1 uncle
- 2 dad
- 3 granddad
- 4 brother
- 5 sister
- 6 mum
- 7 granny
- 8 auntie

2 Who's in your family? Circle.

3 Tell a friend.

4 Think! Tick (✓) who is important to you.

neighbour     cousin     friend     pet

*I've got two sisters and a pet.  
It's a bird!*

## Step 2

## Create

5 Who are your special people? Draw and write.




6 Make your family circle.



## Time to shine!

7 Show your family circle to the class.



This is my mum.  
I've got a sister. I've  
got a cat. This is my  
friend.

I can appreciate all kinds of families!

# Review 1 Important to me

1 <sup>2.18</sup> Listen and find the toys.



2  Read and match. Then trace.

I've got  
an elephant.

I've got  
a plane.

I've got  
a car.

3  Look and point. Then ask and answer about toys.

What's this?

It's a ball.  
It's old.

## Time to shine! ✨ ✨

## Mini-project

- 4 Draw or make a label.

For my \_\_\_\_\_

Think about my progress

- 5 Read and complete.

I know  toy words.

I know  family words.

My favourite story is in Unit .

My favourite song is in Unit .

- 6  Read and tick (✓).



1 I can name my toys and family.

2 I can ask and answer about toys and family.

3 I can ask friends to play.

4 I can thank someone.