

# 6

## Our important places



- Say what people are going to do.
- Understand a travel diary.
- Agree and disagree.
- Write an email about a holiday.
- Make a tourist brochure.



**I wonder...**  
Why do people travel?

- 1 travel by bus
- 2 go sightseeing
- 3 buy a ticket
- 4 go on a tour
- 5 wait in a queue
- 6 pack a suitcase
- 7 stay in a hotel
- 8 take a taxi
- 9 exchange money
- 10 read a guidebook

### Lesson 1



What can you see?

1



6.01 Listen and explore.

2



6.02 Listen, point and say.

3



Watch the video.

4



What are the people doing? Ask and answer.



What do you do on holiday?

Is he buying a ticket?

No, he isn't. He's exchanging money.



7

8

9



10

## Lesson 2

1 6.03 Look, listen and complete.

	Leo	Bella
Morning	travel by bus	take a taxi
Afternoon	...	buy tickets
Evening	go on a tour	...

2 Read and learn.

## Grammar

He / She's going to travel by bus.

We / They're going to buy tickets.

He / She isn't going to go sightseeing.

We / They aren't going to exchange money.

3 Look at the table in Activity 1. Then answer.  
*True or false?*

- 1 Leo isn't going to travel by bus.
- 2 Bella is going to take a taxi.
- 3 Leo and Bella aren't going to exchange money in the afternoon.
- 4 They're going to go on a tour.

4 Make sentences about the people in the picture.

*Some people are going to go on a tour.*

## I can shine!

5 Look around you. Say what people are doing and what they are going to do.


*Look, Luis is getting a sandwich out of his bag. He's going to eat it.*

I can talk about what people are going to do.

Lesson 3

1 Look. What type of text is this?

- a a poem      b a diary      c a playscript

2  6.05 Read and listen. What is Lara going to do on Tuesday afternoon?

3 Match the words in the text to the pictures.




4 Read again. Then match.

- |                         |                                      |
|-------------------------|--------------------------------------|
| 1 On Monday,            | a they're going to go to bed early.  |
| 2 On Tuesday morning,   | b they're going to play their match. |
| 3 On Tuesday evening,   | c they're going to travel to Madrid. |
| 4 On Wednesday morning, | d they're going to go sightseeing.   |


I can shine!  

Think of your next holiday. What are you going to do?


5  Imagine you are in the Spanish team. Talk about what you are going to do.

Monday	Meet the English team at the airport
Tuesday	Play football in the park
Wednesday	Play our big match
Thursday	Say goodbye to the English team

I can understand the order of events in a travel diary.



EXCITED



I CAN'T WAIT




# Adventure in Madrid

## Sunday 4th April

I'm going to pack my suitcase this afternoon. I'm so excited!

Tomorrow, it's the football trip to Madrid in Spain. We're going to travel by **minibus** to the **airport**, then we're going to fly to Madrid. We aren't going to travel by **ferry** and train – it's too slow! Here's our plan for the trip.



## Monday 5th April

We're going to travel all day and when we arrive, the Spanish team is going to meet us at the airport! I hope they're friendly.

I'm going to eat paella while in Spain. I really want to try it!



## Tuesday 6th April

We're going to go sightseeing on Tuesday morning to see all the amazing places in Madrid. We're going to take the **underground**.

In the afternoon, we're going to play football in the park. Did you know there is a **cable car** in Madrid, too? We're going to travel on it. It's going to be my first time on a **cable car**!

On Wednesday, there is going to be the big match against the Spanish team. We have to go to bed early on Tuesday so we're ready!



## Wednesday 7th April

We're going to play our football match in the morning. We really want to win!

In the afternoon, we're going to go by **coach** to Santiago Bernabéu stadium – the famous football stadium in Madrid! I can't wait!

We're going to go on a tour and perhaps we can go on the pitch!

I'm going to send my parents a postcard, too. I exchanged some money yesterday, so I don't need to do that at the airport. I'm going to read my guidebook now. Goodnight.

TOUR  
**Bernabéu**

Wednesday 7th April



## Lesson 4

### 1 6.06 Read and listen. What's Liam going to do?

- Akanni: What are you doing, Liam?  
 Liam: I'm packing my suitcase for my trip to London.  
 Akanni: Oh! When are you going to go to London?  
 Liam: We're going to go next weekend.  
 Akanni: How are you going to travel there?  
 Liam: We're going to go by train.  
 Akanni: Really? Where are you going to stay?  
 Liam: We're going to stay in a hotel.  
 Akanni: How exciting! What are you going to do in the city?  
 Liam: We're going to have a great time. We're going to go sightseeing.  
 Akanni: That's so cool. Have a great time.



### 2 Read and learn. Then write and ask a partner.

#### Grammar builder

What	are you	going to	do?	I'm going to go sightseeing.
Where	is he	going to	stay?	He's going to stay in a hotel.
When	are we	going to	go?	We're going to go on Saturday.
How	are they	going to	travel?	They're going to travel by coach.

- Where / your family / go / next weekend?
- How / you / travel / to school / tomorrow?
- What / we / do / after school?
- When / your friend / wake up / on Saturday?

**Remember!**  
 Where are you going  
**to** stay?  
 I'm going **to** stay  
 in a hotel.



### 3 6.07 Read and sing. What are they going to do on holiday?

*Hooray! Hooray! It's time for a holiday!*  
 Where are you going to stay?  
 What are you going to do?  
 When are you going to go?  
 Can I come with you?

We're going to stay in a hotel,  
 And visit the beach and have fun.  
 Yes, come with us, get ready,  
 We're going to go at half past one!

### 4 Ask and answer about next weekend. Use the prompts.

go wear stay eat meet  
 visit travel pack play

Where are you going  
 to go next weekend?

I'm going to stay at home.

## Lesson 5

- 1  6.09 Read and listen. Which attraction are the children going to visit?



- 2  6.10 Listen again and repeat the words in blue.

Leo: Hello?  
 Bella: Hello, Leo! It's Bella.  
 Leo: Hi, Bella! How are you?  
 Bella: Fine, thanks. Shall we do something fun tomorrow? My cousin's staying with us for the holidays! He's from Spain.  
 Leo: Let's go on a stadium tour. Everyone likes sports.  
 Bella: **I disagree.** I don't like stadium tours. What about the art gallery?  
 Leo: Hmm. I'm not sure. The tickets are expensive.  
 Bella: **I agree.** There's a music festival tomorrow. That sounds fun!  
 Leo: Sure! Let's go to the music festival!  
 Bella: OK! I'm going to find out what time it starts.  
 Leo: OK! Bye!


- 3 Complete the sentence with *agree* / *disagree*. Then say with a partner.

- 1 Travelling by train is better than travelling by ferry. (I... I like travelling by ferry.)
- 2 Old buildings are more interesting than new buildings. (I... Old buildings are beautiful.)
- 3 Hot food is more delicious than cold food. (I... Ice cream is my favourite food!)

*Travelling by train is better than travelling by car.*

*I disagree! I like travelling by ferry.*

## Pronunciation

- 4  6.11 Listen and write the missing letters. Then listen again and check.

...eaking

...adium


...ain

...orts

...ay

...arts

## I can shine!

- 5  Talk with a partner. Agree or disagree.

*Sugar is very healthy.*

*I disagree! Sugar isn't very healthy. It's bad for your teeth.*

I can agree and disagree.



**Lesson 6**

# Think before you travel

It's fun to travel to new places. But tourism can be bad for the environment. There are too many tourists in some cities and on some beaches. Tourists usually arrive by car or plane. So places that are usually quiet and beautiful are noisy and dirty. This can also be dangerous for animals that live there.

But tourism can be good too because it makes jobs for local people. Tourists stay in hotels and they go to restaurants and shops. They buy food and souvenirs.

Ecotourism means your trip is good for the environment and helps people in the place you're visiting, too. You don't have to stay in a big hotel.

Accommodation in a local family's home is cheaper and more interesting. You learn more about the culture of the country – the history, food and music. You don't have to fly or travel by car, you can travel by coach, train or bike. It's a better way to go sightseeing.

Conservation projects can help endangered animals and their habitats. Some tourists spend their holiday taking part in projects like this. They look after animals, study local plants and wildlife or tidy up beaches and forests. So before you travel, think about how you can help at the same time!



**ecotourism**



**accommodation**



**souvenirs**



**dance and food are part of a culture**

**1** Look. What are the people doing?

**2** **6.13** Read and listen. What is ecotourism?

**3** Read again. Then answer.

- 1 What are two ways tourism is bad for the environment?
- 2 What's one way tourism is good?
- 3 Find an example of eco-friendly accommodation in the text.
- 4 What can tourists learn from local people?
- 5 How can tourists help the environment when they're on holiday?

*In which ways is tourism good for your country?*




**4** **6.14** Listen. In which ways are Jodie and her family going to be ecotourists?

**5** **6.15** Listen again. Then answer.

- 1 How's Jodie going to travel?  
a plane                      b ferry  
c train
- 2 Where are they going to stay?  
a with a family      b hotel  
c with friends
- 3 What's Turkey famous for?  
a food                      b dance  
c crafts

## Lesson 7

1  **6.17** Read and listen. How does Pablo start and end his email?

2 **Skill Up** Read again. Then copy and complete.

Holiday information form	
1	Way to travel to village ...
2	Things to do ...
3	Accommodation ...
4	Ecotourism project ...

Hi, Celeste!

We're having a fantastic time on holiday!

We travelled here in a local minibus.

We're staying in a tree house in the village! The tree is in a local family's garden. We have dinner with them in their house. They're teaching us about their culture and we're learning Portuguese!

Tomorrow, we're going to join an ecotourism project. We're going to learn about local wildlife and how to protect it.

On Wednesday, we're going to go on a tour in the rainforest. I'm going to take a lot of photos.

From  
Pablo



## Our writing workshop

3  **6.18** **Ideas generator** Listen and complete.

- 1 We're staying at a....
- 2 We travelled here by....
- 3 Tomorrow, we're going to....
- 4 I'm going to learn....



4  **Give it a go** Plan your holiday email to a friend.

What's the holiday and the weather like?


How did you travel?

What's your accommodation like?

What activities do you do every day?

What are you going to do next?

### I can shine!

5  Write your email.

I can write an email to a friend about a holiday.



# A tourist brochure

## Review

1 Match. Then play the game.

- |            |               |
|------------|---------------|
| 1 pack     | a by bus      |
| 2 read     | b tickets     |
| 3 buy      | c a tour      |
| 4 travel   | d in a queue  |
| 5 exchange | e a guidebook |
| 6 go       | f money       |
| 7 wait     | g a suitcase  |
| 8 take     | h a taxi      |
| 9 stay     | i in a hotel  |
| 10 go on   | j sightseeing |

*I'm going to pack a suitcase.*

*I'm going to pack a suitcase and stay in a hotel.*

*I'm going to pack a suitcase, stay in a hotel, and....*

2 How many different ways can you travel on holiday? Write.

3 Talk about where you live with a partner. Do you agree or disagree?

- 1 What should tourists visit?
- 2 How should tourists travel?
- 3 Where should tourists eat?

*I think tourists should visit the castle.*

*I disagree. The market is better than the castle.*

4 What are good things and bad things about tourism?



5  Watch the video. What do you know now?

## Create

6 Think of an attraction in your region for tourists to visit.

7 Share your ideas with your group. Choose an attraction and make notes about information tourists need.

*I think the castle is a good place for tourists to visit.*

*I agree. Tourists need to know what time the castle is open and how to get there.*

8 Make your tourist brochure.

## Skill Up

Do you agree or disagree? Don't forget to say why you disagree!

## Attractions and History




The castle is an interesting place to visit. The king and queen lived there in 1276.

## Ecotourism projects



You can help in the castle gardens. Ask about our ecotourism projects at the information desk.

## How to get here



You can travel to the castle by bus or underground.

## Time to shine!

9 Showcase your tourist brochure.

*The castle is a good place for tourists to visit. It's very old. The king and queen lived there in 1276.*

10 Choose a place to visit in a tourist brochure. Ask questions.

*How are you going to travel to the castle?*

*We're going to travel there by bus.*

Shine on!

Can you plan a school trip?

I can talk about a tourist brochure.

# Review 3

## Our future

### 1 Listen and answer.

- 1 How did Tom and Erik travel yesterday?
- 2 What are they going to do today?
- 3 Where are they going to go this weekend?

### 2 Cover the picture. Ask and answer.

Where did... visit?  
How did... travel?  
What did... ?  
Did... have a suitcase?

Where did Erik and Tom visit?

They visited the town square.

### 3 Think and answer.

- 1 How can we help people in our community?
- 2 How can we improve tourism where we live?

### 4 Read. Why are they starting an eco-project at the palace garden?

### 5 Read again. Then answer.

- 1 What was different about the garden in 1877?
- 2 Who donated money for trees and flowers?
- 3 How are people going to help to make the garden a beautiful place?
- 4 How can you get to the garden?



### THE PALACE GARDEN

The first garden was there in 1877. It was very different then. There weren't any trees, and the lake was a small pond. Then, in 1901 a famous explorer wanted the town to have a garden, so she donated money to plant trees and flowers. Now we're starting a big eco-project here.

On Saturday and Sunday, we want people to come to the garden and help us. We're going to plant trees, water the plants, paint the fences and tidy up the rubbish.

Please come along!  
We're going to have a big picnic. You can travel here by bike, bus, train or the underground. Bring food and drink to share and come and enjoy the beautiful garden!



## MINI PROJECT

**6** Plan a leaflet for an eco-project in your community.

- Where is the project?
- What are you going to do?
- How can people arrive?
- What do people need to bring?





*We're going to start an eco-project in the school playground. Students are going to paint the fence and tidy up the rubbish. You can travel here by bike and you should bring food to share!*

**7** Make your leaflet.

**Time to shine!**

**8** Read and complete your puzzle.



-  I can read and write about helping people and holiday activities.
-  I can talk about past events and future plans.
-  I can give reasons.
-  I can agree and disagree.